



## Catálogo de Productos

### Cascabel Clase 6x36


- Alma de Acero
- Negro
- 6x31WS
- 6x36WS
- 6x41WS
- 6x43SWS
- 6x49SWS




6x31WS




6x36WS



6x41WS



6x43SWS



6x49SWS

Tabla de Resistencias a la tensión y Pesos (pulgadas)

Diámetro (pulgadas)	Peso Aproximado (lb/ft)	Resistencia a la Ruptura (lbs.)		
		Arado Mejorado	Arado Extramejorado	Arado Extra Extramejorado
1/4	0.12	5,890	6,790	--
5/16	0.18	9,150	10,540	--
3/8	0.26	13,120	15,100	16,590
7/16	0.35	17,780	20,380	22,380
1/2	0.46	23,000	26,600	29,200
9/16	0.59	29,000	33,600	37,000
5/8	0.72	35,800	41,200	45,400
3/4	1.04	51,200	58,800	64,800
7/8	1.42	69,200	79,600	87,600
1	1.85	89,800	103,400	113,800
1 1/8	2.34	113,000	130,000	143,000
1 1/4	2.89	138,800	159,800	175,800
1 3/8	3.50	167,000	192,000	--
1 1/2	4.16	197,800	228,000	--
1 5/8	4.88	230,000	264,000	--
1 3/4	5.67	266,000	306,000	--
1 7/8	6.50	304,000	348,000	--
2	7.39	344,000	396,000	--
2 1/8	8.35	384,000	442,000	--
2 1/4	9.36	430,000	494,000	--
2 3/8	10.40	478,000	548,000	--
2 1/2	11.60	524,000	604,000	--
2 5/8	12.80	576,000	662,000	--
2 3/4	14.00	628,000	721,000	--
2 7/8	15.30	682,000	794,000	--
3	16.60	740,000	850,000	--
3 1/8	18.00	798,000	916,000	--

3 1/4	19.50	858,000	984,000	--
3 3/8	21.00	918,000	1,058,000	--
3 1/2	22.70	982,000	1,128,000	--
3 3/4	26.00	1,114,000	1,282,000	--
4	29.60	1,254,000	1,440,000	--
Normas de Referencia: ASTM-A-1023; API 9A				

**Tabla de Resistencias a la tension y Pesos (milímetros)**

Diámetro (mm)	Peso Aproximado (kg/m)	Resistencia a la Ruptura (Toneladas Metricas)		
		Arado Mejorado	Arado Extramejorado	Arado Extra Extramejorado
6.35	0.18	2.7	3.1	--
7.94	0.27	4.1	4.8	--
9.53	0.39	6.0	6.9	7.5
11.1	0.52	8.1	9.2	10.2
13	0.68	10.4	12.1	13.2
14.5	0.88	13.2	15.2	16.8
16	1.07	16.2	18.7	20.6
19	1.55	23.2	26.7	29.4
22	2.11	31.4	36.1	39.7
26	2.75	40.7	46.9	51.6
29	3.48	51.3	59.0	64.9
32	4.30	63.0	72.5	79.8
35	5.21	75.7	87.1	96.2
38	6.19	89.7	103.0	113.0
42	7.26	104.0	120.0	132.0
45	8.44	121.0	139.0	153.0
48	9.67	138.0	158.0	--
52	11.0	156.0	180.0	--
54	12.40	174.0	200.0	--
58	13.90	195.0	224.0	--
60	15.50	217.0	249.0	--
64	17.30	238.0	274.0	--
67	19.00	261.0	299.0	--
71	20.80	285.0	333.0	--
74	22.80	309.0	361.0	--
77	24.70	336.0	389.0	--
80	26.80	362.0	417.0	--
83	29.00	389.0	447.0	--
87	31.30	416.0	487.0	--
90	33.80	445.0	519.0	--
96	38.70	505.0	585.0	--
103	44.00	569.0	665.0	--
Normas de Referencia: ASTM-A-1023; API 9A				